



HERMANN RYFF

DENTAL INSTRUMENTS



CE



Dental Instruments

Handle Guide



10 mm

8 mm

6 mm

Mouth Mirror Handle



ED-000-005 6 mm

ED-000-006 8 mm

ED-000-019 9.5 mm

ED-000-007 6 mm

ED-000-008 8 mm

ED-000-006A 10 mm

Cotton and Dressing Pliers



ED-100-014
Self Locking

ED-100-017
London College

DIAGNOSTIC

Mouth Mirror

MIRROR'S FEATURE

Dental Mouth Mirror is produced with quality stainless steel & fine glass. A silicone seal prevents water from entering during autoclave sterilization.



ED-000-001
Mouth Mirror
Plane # 3, 4 & 5
Cone Socket also available




ED-000-002
Mouth Mirror
Magnifying # 3, 4 & 5
Cone Socket also available



ED-000-017
Mouth Mirror
Front Surface # 3, 4 & 5
Cone Socket also available




ED-000-017A
Mouth Mirror
Front Surface
Twin Sided



Explorers - Single End



Periodontal Probes - Single End



Explorers - Double End



Explorer/Periodontal Probes - Double End (Combination)



Instrument Tray



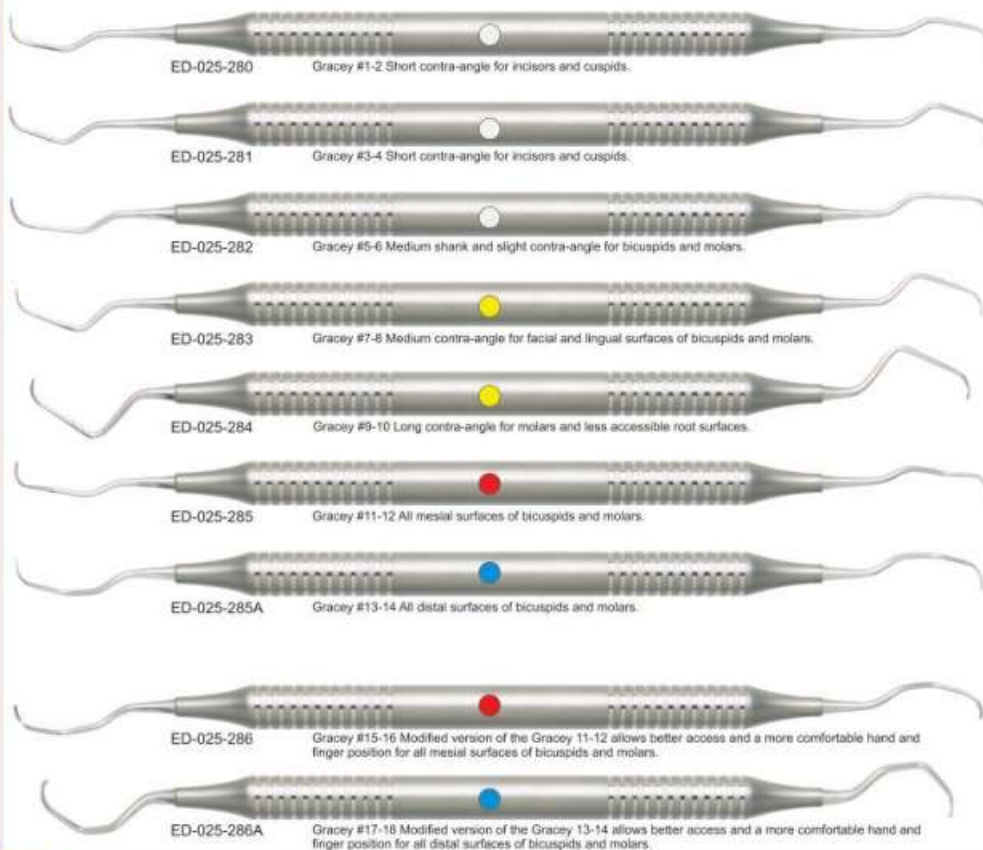
ED-225-057A
Instrument Tray
Available in L-M-S Sizes



Dental Instruments

PERIODONTAL

Gracey Curettes



Gracey Application Chart

Use this color-coded chart to select the correct Gracey patterns for your application.

Anteriors

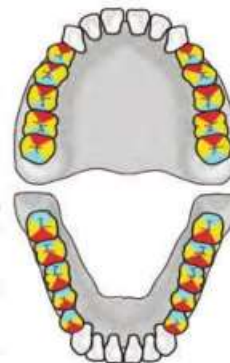
All Surfaces
Gracey Patterns
1-2, 3-4 or 5-6

Premolars
and Molars


Buccal & Lingual
Surfaces
Gracey Patterns
7-8 or 9-10

Mesial Surfaces
Gracey Patterns
11-12 or 15-16

Distal Surfaces
Gracey Patterns
13-14 or 17-18



Gracey Designs



Curettes - Columbia



ED-025-265
terminal shank: 1.1mm in dia, 12mm long
blade width: 1.2mm



ED-025-266
terminal shank: 1.2mm in dia, 14mm long
blade width: 1.2mm



ED-025-267
terminal shank: 1mm in dia, 8mm long
blade width: 0.9mm

Curettes - Langer



ED-025-270
bends similar to the Gracey 11-12,
terminal shank: 1mm in dia, 9mm long, blade width: 0.9mm



ED-025-271
bends similar to the Gracey 13-14,
terminal shank: 1mm in dia, 9mm long, blade width: 0.9mm



ED-025-271A
bends similar to the Gracey 7-8,
terminal shank: 1mm in dia, 16mm long, blade width: 0.9mm

Scalers - Anterior & Posterior



ED-025-307
U15-33 Towner Jacquette
Straight blade Jacquette that has a 0.9mm blade width
Towner U15 Sickle that has a blade width of 1.0mm



ED-025-309
H5-33 Jacquette Sickle N5
Straight blade Jacquette that has a 0.9mm blade width
N5 Sickle that has a blade width of 0.9mm



ED-025-310
H6-H7 Offset Sickle
blade width: 0.9mm, tips with 10° mirror image offset
to allow better access to anteriors and premolars



ED-025-310A
R136 Offset Sickle
blade width: 0.8mm, tips with 20° mirror image offset
to allow better access to anteriors and premolars



ED-025-311
Taylor # 2-3
Mirror image blades that taper to a point from a 1.5mm width.
The terminal shank reach is 11mm and is set at 40° to the handle.



ED-025-313
Sickle # 204S
Mirror image blades on a short-reach terminal shank
that is set at 40° to the handle. The blade have
a reach of 4.5mm and a width of 0.9mm



ED-025-315
Crane Kaplan #6
Mirror image blades that taper to a point from a 2.0mm width.
The terminal shank is set at 35° to the handle with a reach of 15mm.

Curettes - Barnhart



ED-025-272
terminal shank: 1mm in dia, 16mm long
blade width: 0.8mm



ED-025-272A
Modified Barnhart 5-6 with slender blades,
10mm long, blade width: 0.7mm



ED-025-273
terminal shank: 1mm in dia, 10mm long
blade width: 0.8mm



ED-025-273A
Modified Barnhart 5-6 with a rigid terminal shank,
terminal shank: 1.2mm in dia, 10mm long, blade width: 0.9mm

Curettes - McCall



ED-025-298
terminal shank: 1.1mm in dia, 9mm long,
elliptical blade shape with a rounded toe 1.2mm wide



ED-025-299
terminal shank: 1.1mm in dia, 9mm long,
pointed blade shape 1mm wide



ED-025-300
shank curvature adapts easily to 2nd and 3rd molars,
elliptical blade shape has a rounded toe 1.2mm wide



ED-025-300A
shank curvature adapts easily to 2nd and 3rd molars,
straight-sided universal blade has a rounded toe 0.9mm wide

Extracting Forceps - English Pattern



ED-050-001
Fig.1
Upper Central
& Canine



ED-050-002
Fig.2
Upper Lateral
& Bicusplids



ED-050-005
Fig.5
Upper Premolar



ED-050-007
Fig.13
Lower Premolar



ED-050-008
Fig.17
Right Upper
Molar



ED-050-009
Fig.18
Left Upper
Molar



ED-050-010
Fig.18A
Upper Molar



ED-050-014
Fig.22
Lower Molar
Hawk's Bill



ED-050-018
Fig.29N
Roots of
Upper incisor



ED-050-019
Fig.30
Upper Root
& Incisor



ED-050-020
Fig.31
Lower Root



ED-050-022
Fig.33
Lower Root



ED-050-024
Fig.33C
Lower Root



ED-050-026
Fig.41
Upper Root



ED-050-027
Fig.44
Upper Root



ED-050-028
Fig.45
Lower Root



ED-050-030
Fig.51A
Upper Root
Narrow Beak



ED-050-034
Fig.55
Separating Upper
Molar Root



ED-050-035
Fig.56
Separating Lower
Molar Root



ED-050-037
Fig.67A
Upper Wisdom



ED-050-039
Fig.73
Lower Molar
(Hawk's Bill)



ED-050-041
Fig.74M
Lower Incisor
& Root



ED-050-042
Fig.74N
Lower Incisor
& Root



ED-050-043
Fig.75
Lower Premolar
& Canine



ED-050-045
Fig.76N
Upper Root
(Narrow Beak)



ED-050-046
Fig.79
Lower Wisdom



ED-050-048
Fig.86A
Lower Molar



ED-050-051
Fig.87
Cowhorn Beak











ED-050-052
Fig.89
Right Upper
Molar



ED-050-053
Fig.90
Left Upper
Molar

Dental Instruments

SURGERY

<p>ED-050-092 Fig. #1 Winter Incisors and cuspsid 19.0 cm</p> 	<p>ED-050-096 Fig.#10 S Molars and third Molars 18.0 cm</p> 	<p>ED-050-100 Fig.#17 Molars 17.0 cm</p> 	<p>ED-050-103 Fig.#23 Molars 16.5 cm</p> 	<p>ED-050-104 Fig.#32 Parry Molars, Bicuspids and roots 18.0 cm</p> 
<p>ED-050-105 Fig.#53 L Molars, left 18.0 cm</p> 	<p>ED-050-106 Fig.#53 R Molars, right 18.0 cm</p> 	<p>ED-050-108 Fig.#65 Incisors and roots 19.0 cm</p> 	<p>ED-050-110 Fig.# 88R Nevius Molars, right 18.5 cm</p> 	<p>ED-050-111 Fig.# 88L Nevius Molars, left 18.5 cm</p> 
<p>ED-050-109 Fig.#69 Tomes Upper & Lower roots</p> 	<p>ED-050-114 Fig.#150 Cryer Bicuspids, incisors and roots 17.5 cm</p> 	<p>ED-050-116 Fig.#150S Cryer Teeth and roots, universal 15.5 cm</p> 	<p>ED-050-117 Fig.#151 Bicuspids, incisors and roots 17.5 cm</p> 	<p>ED-050-119 Fig.151S Teeth and roots, universal 14.5 cm</p> 

Dental Instruments

Extracting Forceps English Pattern



ED-050-070
Fig. 156
Children's Upper
Molar Universal



ED-050-071
Fig. 158
Children's Upper
Teeth Universal

Root Fragment Forceps



ED-050-081
Universal pattern
for upper teeth



ED-050-082
Universal pattern
for lower teeth

Wisdom Teeth Extracting Forceps



ED-050-083
Fig. 22 1/2 L
Left lower
wisdoms & molars



ED-050-084
Fig. 22 1/2 R
Right lower
wisdoms & molars

SURGERY

Root Splinter Forcep



ED-050-128
Fig. 1
Straight



ED-050-129
Fig. 2
Curved

Tooth Extracting Forceps For Children with Spring



ED-050-073
Fig. 161
Children's Lower
Central & Root



ED-050-074
Fig. 162
Children's Upper
Central



ED-050-085
Fig. 3
Upper Molar



ED-050-086
Fig. 5
Lower Incisor



ED-050-087
Fig. 6
Lower Molar



ED-050-088
Fig. 7
Lower Root



ED-050-075
Fig. 163
Children's Upper
Central



ED-050-076
Fig. 37
Children's Upper
Incisor & Canine



ED-050-089
Fig. 137
Upper Incisor
& Canine



ED-050-090
Fig. 139
Upper
Premolar



ED-050-091
Fig. 51S
Upper Root

Bone Rongeurs



ED-050-137
Friedman
14 cm



ED-050-3809
Micro-Friedman
14 cm

Dental Instruments

Root Elevators



Root Picks



SURGERY

Lussators Kit ED-REK-02 (6 Pcs in Kit)



Gum Scissors / Surgical Scissors



Gum Scissors
(Tungsten Carbide)



Gum Scissors
(Super Cut)



Gum Scissors
(Castroviejo)



Dental Instruments

Needle Holder



ED-160-036TC
Mayo-Hegar
16.0cm



ED-160-042TC
Crile-Wood
15cm



ED-150-027A 15.0cm
ED-150-027B 18.0cm
ED-150-027C 20.0cm
Mayo-Hegar



ED-150-027X 15.0cm
ED-150-027Y 18.0cm
ED-150-027Z 20.0cm
Crile-Wood

SURGERY

Needle Holder (Castroviejo)



ED-160-001 TC
14.0cm
ED-160-014 TC
18.0cm



ED-160-002 TC
14.0cm
ED-160-015 TC
18.0cm



ED-150-034
14.0cm
ED-150-034A
18.0cm



ED-150-035
14.0cm
ED-150-035A
18.0cm

Mosquito Forceps



ED-150-002
Micro-Halsted
12.5cm/Straight



ED-150-002
Micro-Halsted
12.5cm/Curved

Tissue Holding Pliers



ED-100-100
De Bakley
16cm/Straight



ED-100-101
De Bakley
16cm/Curved



ED-100-001
12.0cm
ED-100-001A
15.0cm
Adson




ED-100-002
12.0cm
ED-100-002A
15.0cm
Adson 1x2

Tissue Holding Pliers



ED-100-003
Semken-Taylor
12.5cm/Straight



ED-100-004
Semken-Taylor
12.5cm/Curved



ED-100-005
Semken-Taylor 1x2
12.5cm/Straight



ED-100-006
Semken-Taylor 1x2
12.5cm/Curved

Scalpel Handles




ED-000-013
#3



ED-000-014
#3 G

Dental Instruments

Periosteal Elevator



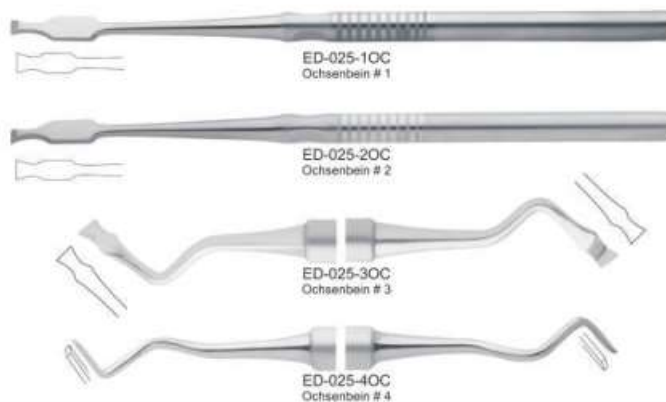
Bone / Surgical Curettes (Lucas)



SURGERY

Ochsenbein Chisels

ED-PIK-11 (4 pcs in kit)



Periodontal Knives



Dental Instruments

Periodontal Instruments

Periodontal Hoos



ED-025-251A
Rodes Back-Action
Fig.36-37



ED-025-251B
Kirkland
Tip width = 3.5mm/5.0mm
Fig.13-13L



ED-025-251C
Kirkland
Tip width = 3.5mm/2.5mm
Fig.13-TG

Periodontal Chisels



ED-025-01FC
Fedi # 1
Tip width = 1.7mm
Semi-Circular Cutting Edges on each side and set at a 10oAngle



ED-025-02FC
Fedi # 2
Tip width = 2.5mm
Semi-Circular Cutting Edges on each side and set at a 15oAngle



ED-025-1TG
TG Chisel
Tip width = 2.5mm



ED-025-12OC
Ochsenbein # 1-2
Double ended Ochsenbein # 1 & 2
Tip width = 5.0mm

Periotome



ED-025-PT1
Tips width=2mm
Angled and Curved over Surface



ED-025-PT2
Tips width=2mm
Angled and Straight



ED-025-PT3
Tips width=2mm
Curved over Surface and Straight



ED-025-PT4
Tip width=2mm
Straight



ED-025-PT5
Tip width=2mm
Angled



ED-025-PT6
Tip width=2mm
Curved over Surface

Bone File



ED-025-231
Miller, Fig.45



ED-025-235
Miller, Fig.64

Suction Tube



ED-200-600 2.0mm
ED-200-602 4.0mm

ED-200-601 3.0mm



ED-200-603 2.0mm
ED-200-605 3.0mm

ED-200-604 2.5mm
ED-200-606 3.5mm

Raspatories



ED-200-013 14cm/4.2mm
Wittiger

ED-200-014 16cm/8.0mm
Wittiger

SURGERY



Dental Instruments

Dental Cartridge Syringes



ED-200-095
Non-Aspirating
1.8ml & 2.2ml



ED-200-097
Aspirating
1.8ml & 2.2ml



ED-720-003
Intraligamentary
1.8ml

Towel Clamp



ED-150-038A
8.0cm/Curved
ED-150-038B
10.5cm/Curved
Dockhaus



ED-150-038X
9.0cm/Curved
Jones

Retractors



ED-175-054 28x10mm
ED-175-055 26x14mm
ED-175-058 40x10mm
Langenbeck



ED-175-060 23x08mm
ED-175-60A 12x40mm
Kocher



ED-175-043 25x06mm
ED-175-044 35x08mm
ED-175-045 35x11mm
ED-175-047 41x11mm
Kocher-Langenbeck



ED-175-049 15x15mm
ED-175-050 20x22mm
Middeldorp

SURGERY

Retractors



ED-175-099
Laster



ED-175-100
Austin



ED-175-101
Minnesota



ED-175-102
Weider



ED-175-034
Farabeuf
12.5cm



ED-175-035
Farabeuf
15.0cm

ED-175-036
Spatula
Blade 9cm



ED-175-037
19x22mm
23x30mm



ED-175-038
25x26mm
26x36mm




ED-175-039
28x29mm
33x45mm



ED-175-150
Tongue Depressor

Retractors



ED-175-151
Bowdler Henry
16 cm



ED-175-153 18cm
Lip Retractor



ED-175-152A 12cm
ED-175-152B 14cm
ED-175-152C 16cm
Lip Retractor

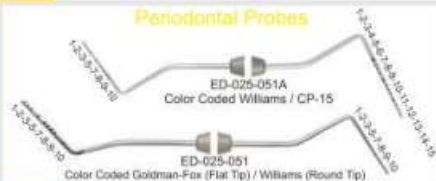


ED-175-160A 11cm
ED-175-160B 14cm
Mouth Gags

Explorers



Periodontal Probes



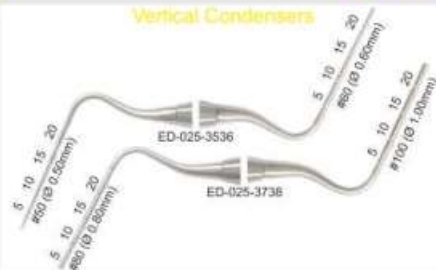
Root Canal Spreaders



Root Canal Pluggers



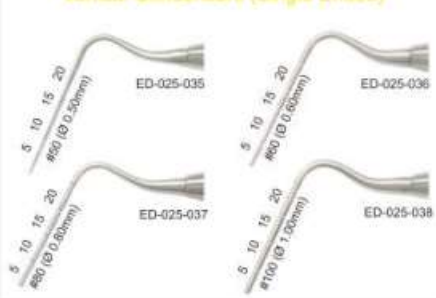
Vertical Condensers



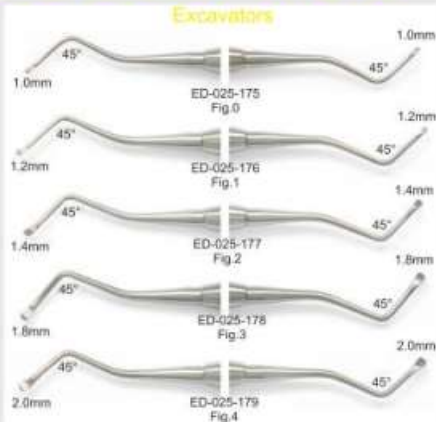
Root Canal Pluggers (Single Ended)



Vertical Condensers (Single Ended)



Excavators



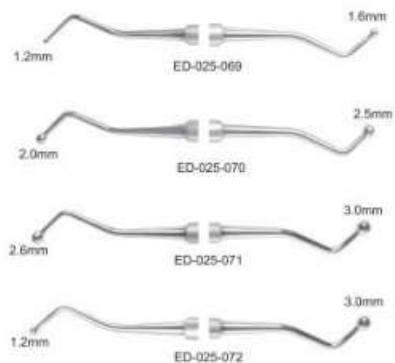
Excavators




Locking Pliers




Filling Instruments (Ball Shaped)



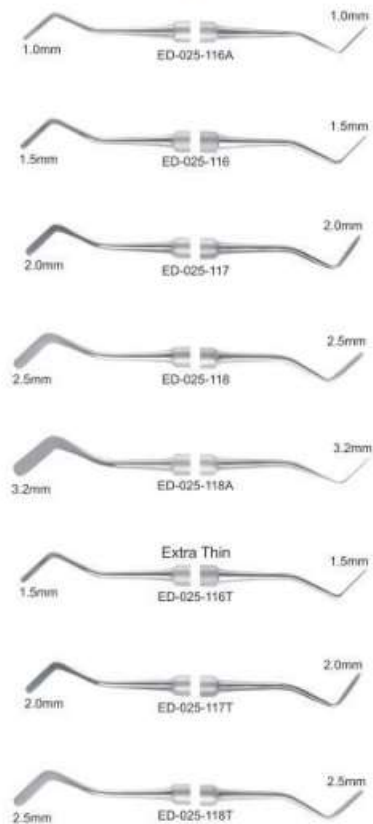
Amalgam Pluggers / Condensers



Amalgam Restoration (Burnishers)



Plastic Filling Instruments

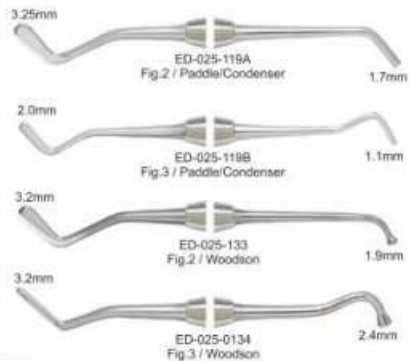




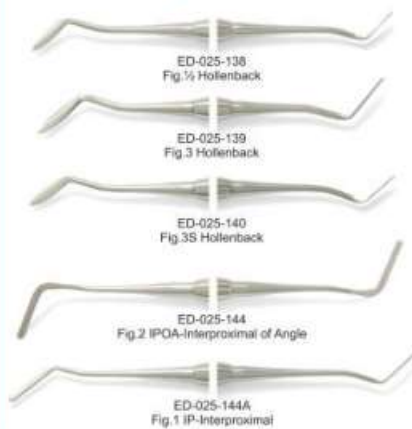
Dental Instruments

RESTORATIVE


Plastic Filling Instruments



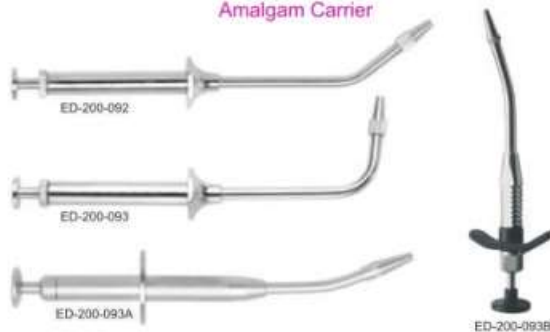
Amalgam Carvers



Filling Instruments - Tin Coated



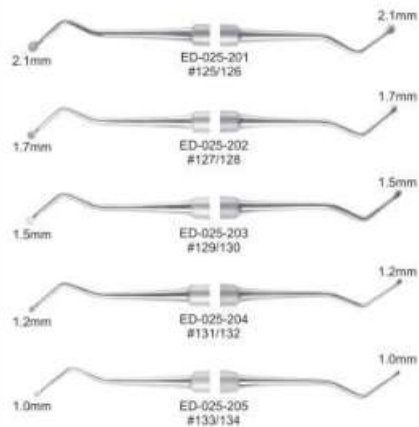
Amalgam Carrier



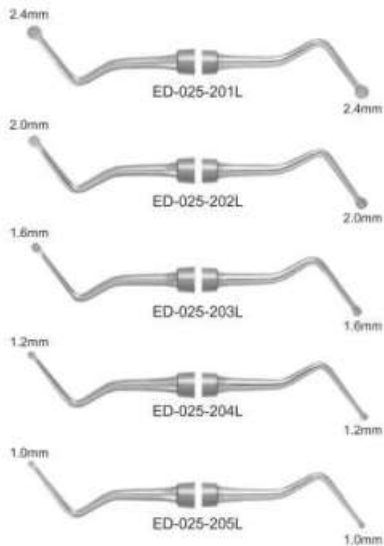
Amalgam Well



Excavators



Excavators - Long Shank

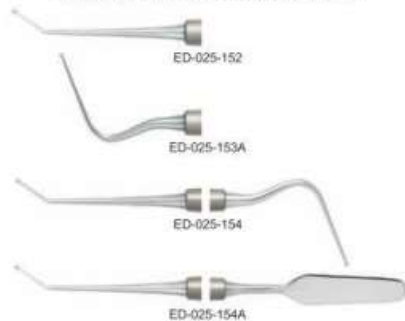


Crown Removers




Placement Instruments

These are used to deliver and place liner and base material within the cavity preparation. The placement ball tip has a 0.8mm diameter.



Cement Spatulas and Heidemann Separating Spatula



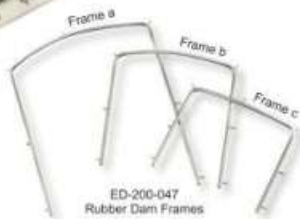
Rubber Dam Kit



ED-200-140
 Rubber Dam Instruments
 (Complete Kit)



ED-200-139
 Rubber Dam Clamp Kit
 (12 pcs with S/S Tray)



ED-200-047
 Rubber Dam Frames



ED-200-045
 Rubber Dam Punch Pier
 Adaptor



ED-200-042
 Rubber Dam Clamping Pier
 Ivory Lightweight

Matrix Retainers



ED-200-114
 Siqueland-Narrow

ED-200-115
 Siqueland-Wide



ED-200-116
 Fig.1
 Tofflemire-Universal



ED-200-117
 Fig.3
 Tofflemire-Senior




ED-200-118
 Fig.2
 Tofflemire-Junior



ED-200-121
 Ivory

Metal Matrix Band Roll / Strips



for premolars
 All are available in 0.050mm
 & 0.035mm thickness
 (12 pcs per pack)

ED-400-004

ED-400-003

ED-400-002

ED-400-001




ED-400-031
 Available in 5mm, 6mm, 7mm width
 0.055mm & 0.035mm thickness
 (3 meter long)



ED-400-021
 Available in 5mm, 6mm, 7mm width
 0.055mm & 0.035mm thickness
 (12 Pcs in Pack)

for molars
 All are available in 0.050mm
 & 0.035mm thickness
 (12 pcs per pack)



ED-400-011

ED-400-012

ED-400-013

ED-400-014

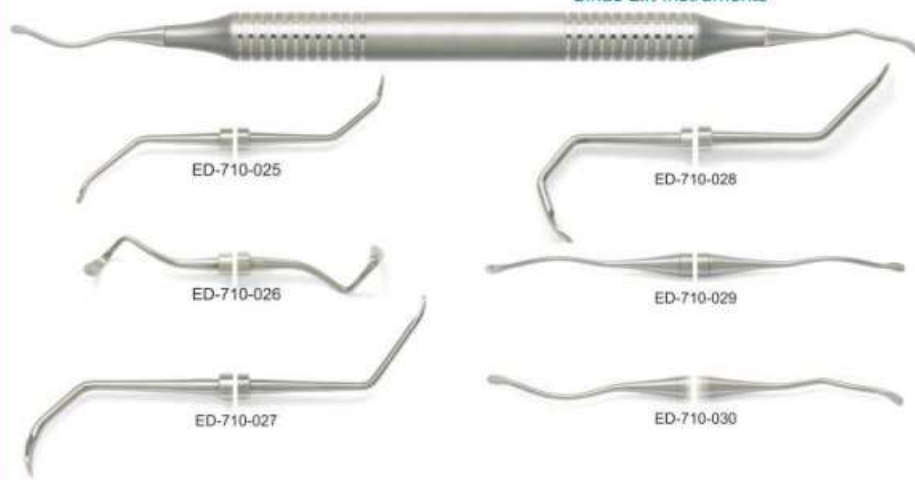
ED-400-015



Dental Instruments

IMPLANTOLOGY

Sinus Lift Instruments



ED-710-025

ED-710-026

ED-710-027

ED-710-028

ED-710-029

ED-710-030

ED-710-031

ED-710-034

ED-710-035

ED-710-036

Implant Instruments



ED-720-012
Bone Injector

ED-720-010
Bone Crusher

ED-710-042
Bone Scraper, Curved

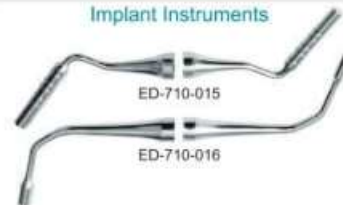
ED-710-043
Bone Scraper, Straight

ED-720-020
Bone Crusher
with Titanium Tip

ED-720-013
Bone Well

ED-720-011
Mallet

Implant Instruments



ED-710-015

ED-710-016

Bone Compactor



ED-710-017

ED-710-018

Dental Instruments

Osteotome

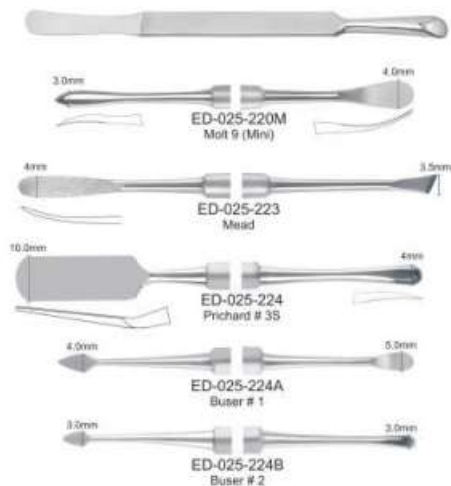


IMPLANTOLOGY

Chisels



Periosteal Instruments



Periotome Interchangeable Tips





Importer Company:

**BES GROUP Medical And Surgical Industry
Trade Incorporated Company**

Adress:

**Cumhuriyet Mah.Onur Sok.Onur Plaza No:2/4
D:7 Cekmekoy-Istanbul / TURKEY**

Phone:

+90850 302 64 71

E-Mail:

info@besgroup.com.tr

Web:

www.besgroup.com.tr

İthalatçı Firma:

**BES GRUP Tıbbi Ve Cerrahi Ekipman Sanayi
Ticaret Anonim Şirketi**

Adres:

**Cumhuriyet Mah.Onur Sok.Onur Plaza No:2/4
D:7 Çekmeköy-Istanbul / TÜRKİYE**

Telefon:

+90850 302 64 71

E-Mail:

info@besgroup.com.tr

Web:

www.besgroup.com.tr